



Waukesha State Bank

PO BOX 648
WAUKESHA WI 53187
Member FDIC

FRIENDLY POST



A special note from Friendly the Eagle

January 2024



50 FLAVORED POPCORN RECIPES

Who doesn't love freshly popped popcorn, especially on movie marathon nights? Try this S'Mores Popcorn, or check out 49 other flavors from the Food Network at <https://www.foodnetwork.com/recipes/articles/50-flavored-popcorn-recipes>.

S'MORES POPCORN

- 16 cups freshly popped popcorn (microwave or stove top)
- 5 TBSP melted butter
- 2 tsp vanilla extract
- 2 tsp salt
- 2 cups each of mini marshmallows, chocolate chips and lightly crush graham crackers

Whisk the melted butter with the vanilla extract and kosher salt; drizzle over the popcorn. Toss with the mini marshmallows, chocolate chips and graham crackers. Spread on baking sheets and bake at 350 degrees F until the marshmallows and chocolate are slightly melted, about 2 minutes.



IT'S A NEW YEAR!

It's a new year, a time of fun and excitement as you look forward to the year ahead. Just think of all the amazing things you'll learn and do!

We can help get you started! This year, we want to focus on teaching you how to do some common banking activities so you can get used to coming into the bank.

HOW TO: TALK TO A BANKER

Having a bank account is good, but you should also get used to talking to the bankers you see when you come into the bank. They can help you when you have a question or if you need help with your account.

Tip: Know Who To Talk To

Every Waukesha State Bank office has a team of bankers made up of Tellers, a Personal Banker, a Team Supervisor and a Bank Manager. Get to know what each

WHAT'S INSIDE THIS ISSUE?

It's A New Year.....	1-2
Penguin Pals.....	2
Fun Things To Do This Winter	2
Winter Color By Number.....	3
How To: Make a Hot Cocoa Bar	3
50 Flavored Popcorn Recipes	4



Plus, don't forget to go to the Friendly's Club page on our website, at the beginning of each month, to view the new monthly trivia question. Answer the question at any Waukesha State Bank office, and get a token that you can save and redeem for cool prizes.

FUN THINGS TO DO THIS WINTER

- Make a snowman
- Go ice skating
- Build a snow fort
- Challenge your friends to a sledding race
- Go for a winter hike
- Have a friendly snowball fight
- Paint the snow (just fill a spray bottle with water and add some food coloring)
- Make a bird feeder and hang it up outside
- Get comfy on the couch and watch movies
- Make flavored popcorn (check out the recipes on page 4)

Penguin Pals Answer: The two penguins that match are #1 and #8!

of your bankers do so you know who to talk to when you need something or if you have a question. Here is what they do:


- **Tellers:** The tellers stand behind the counter, called the “teller line,” and can help you deposit money into your account or take money out of it. They are also the ones you talk to when you want to answer Friendly’s Question of the Month or turn in your Monthly Coloring Contest sheet.
- **Personal Banker:** The Personal Banker sits at a desk and can help you open a new account. They can also help you apply for a loan when you’re older.
- **Team Supervisor:** The Team Supervisor is there to help the Tellers and Personal Banker, and to assist the Bank Manager.
- **Bank Manager:** The Bank Manager is in charge of the office. They are there to help you and the bank employees in the office.

Try to get to know your team of bankers whenever you’re in the office, and they will try to get to know you too! They do this to be friendly, but they also want to learn more about you so they can help you better and so they can help protect your account.

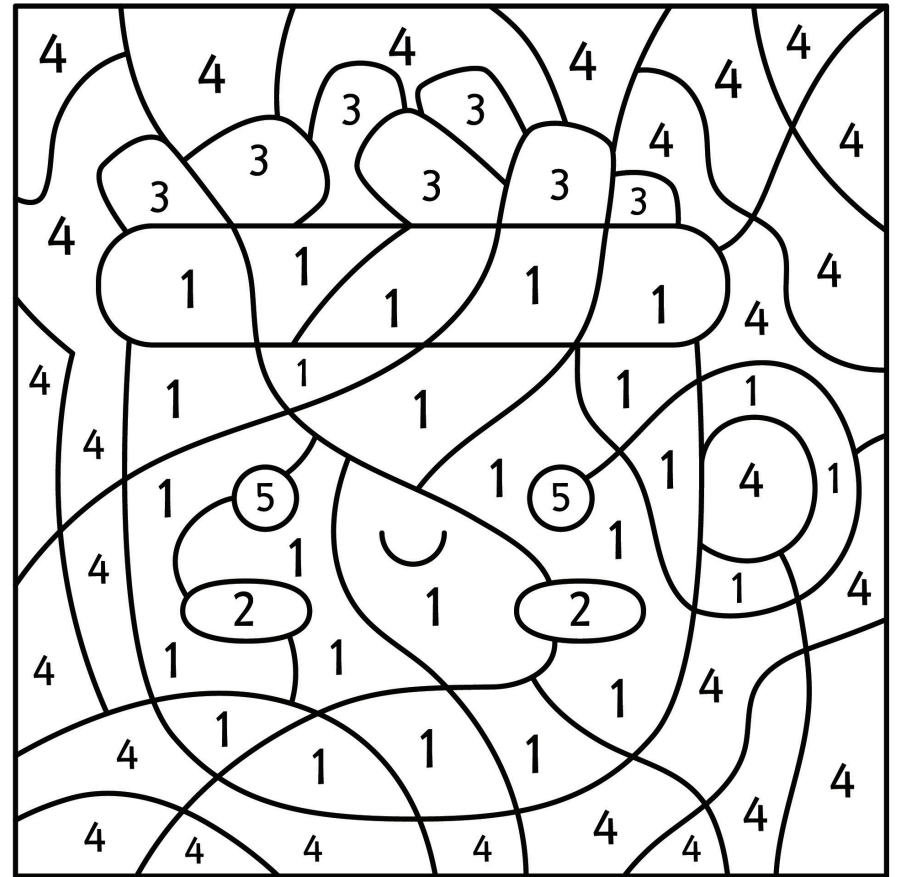
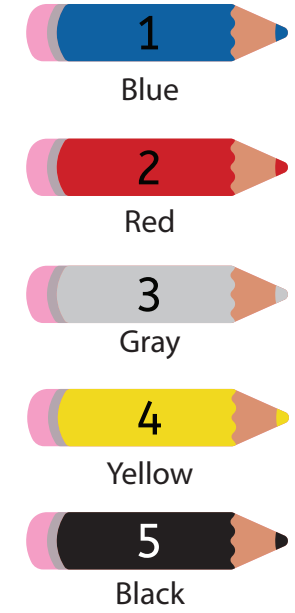
So the next time you’re in the bank, be sure to say hello to your team of bankers!

PENGUIN PALS

Look over the penguins below and see if you can find the two that match. Hint: Make sure their hats, scarves, bodies, beaks and ice cream cones are all the same color.



WINTER COLOR BY NUMBER



HOW TO: MAKE A HOT COCOA BAR

Cold winter nights are the perfect time to jazz up some hot cocoa mix with your favorite toppings! You just need a few things:

- Hot Cocoa Mix
- Jars or Bowls
- Spoons
- Your favorite toppings: Marshmallows, whipped cream, sprinkles, left over candy canes, cookies, etc.

How to make it:

1. Gather all of your favorite toppings and place each one in a separate bowl with a spoon.
2. Make the hot chocolate mix according to the packet instructions.
3. When it’s done and cool enough to drink, add your favorite toppings and enjoy!

